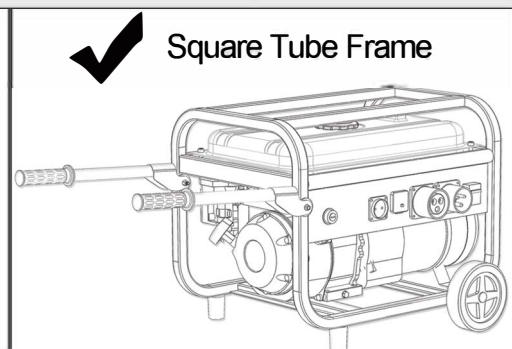
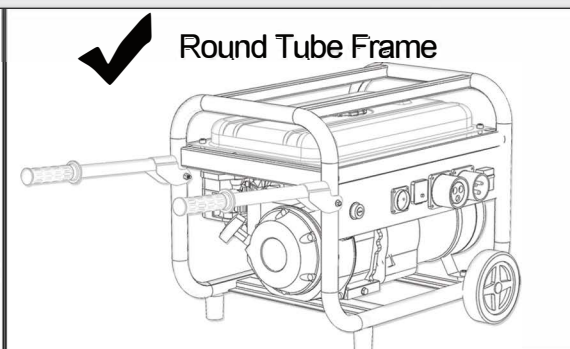
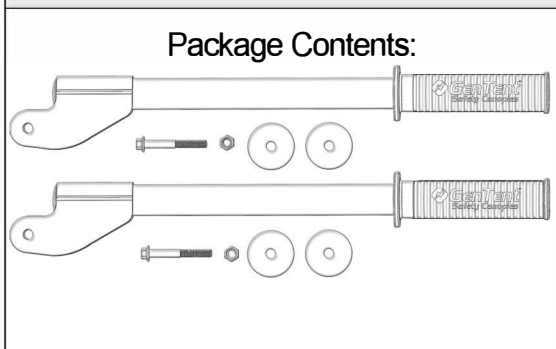


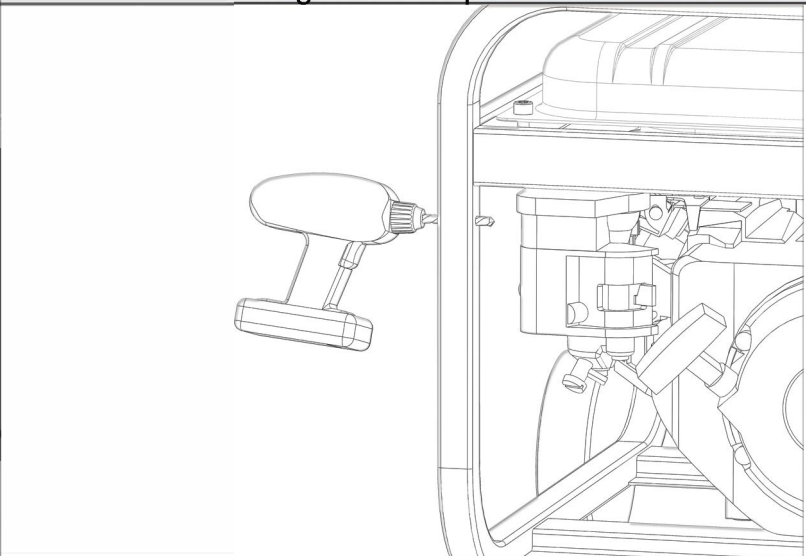
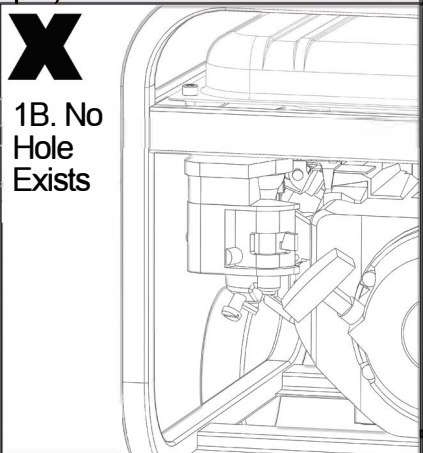
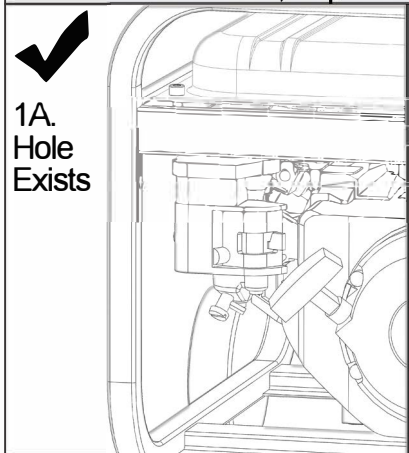
The GenTent Portable Generator Folding Handles will accommodate round and square tubular frames from 1" to 1.5" easily. The hinge flange is set at 1.5" but squeezes down to the frame size when they are bolted on. Handles require vertical frame posts and if the bolt hole doesn't already exist on the frame, a 5/16" through hole must be drilled.

Smaller frame diameters CAN be accommodated by adding grommets/spacers between the frame and handle (not included).



1A. If generator has existing handles, loosen and remove handle bolts and handles (If handle bolts or handle bolt holes exist in vertical frame, skip to step 3).

2. Using a 5/16" metal or multi drill bit, drill through the vertical frame legs where you would like to place your generator handles. Ensure through holes are parallel with each other.

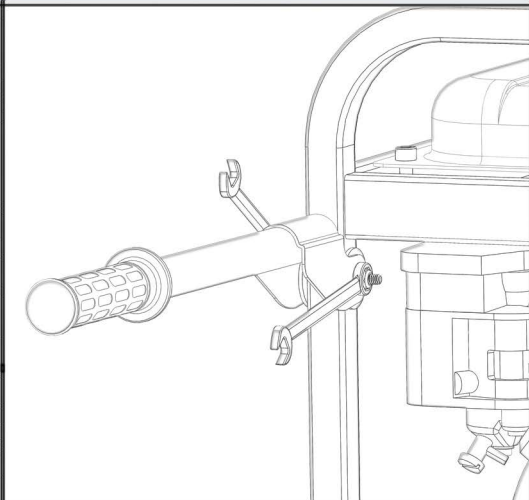
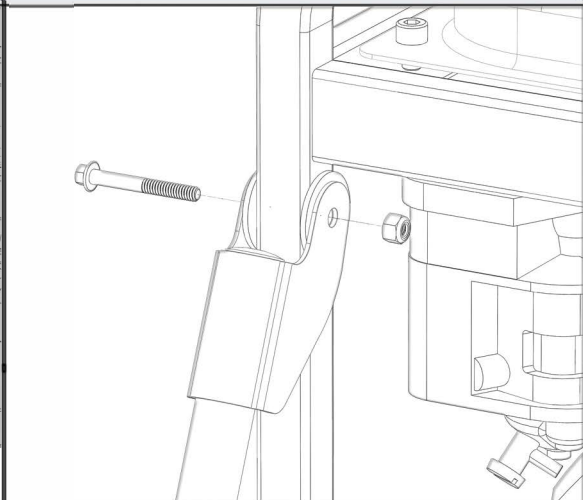
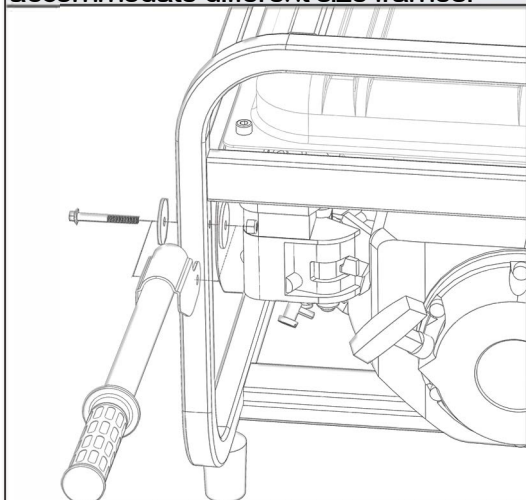


1B. If no handles exist on generator previously, and there is no bolt hole on the vertical frame, holes must be drilled into the vertical frame to accommodate.

3. Line the open hinge flange of handle up with your bolt holes. NOTE: Large 1.5" frames may require pressure to get flange over the vertical frame, the flange can ben slightly out or inward to accommodate different size frames.

4. Align two nylon washers on the interior of the hinge flange and slide the carriage bolt through the openings of the flange, washers, and bolt hole. Bolt head should be faced toward the outside of the generator.

5. Fasten the nylon lock nut on the threaded end of carriage bolt; tighten bolt and nut down with 8mm wrenches. DO NOT overtighten, handles should move freely up & down after tightening.



6. Repeat steps 3, 4, and 5 on the parallel frame leg, using the remaining handle, bolt, nut, and washers.



# GenTent® Accessory Bonus!

Buy any TWO (2) or more accessories receive \$10 OFF your order!

Visit [GenTent.com/ReturnBonus](http://GenTent.com/ReturnBonus) or Call 781-334-8368



**GenTent Inverter Mounting Kit For Fully Encased Generators**



**GenTent Universal Mounting Kit For Open Frame Generators**




**GenTent Clear Vinyl Electrical Apron**



**GenTent Universal Generator Folding Handles**



**GenSkirt Outside Storage Conversion**



**GenTent Inverter Generator Spares Kit**



**GenTent Storage Bag**



**GenTent Portable Generator Spares Kit**